

November 2022

The **Investors Mutual Concentrated Australian Share Fund** provides exposure to an actively managed concentrated portfolio of quality Australian shares listed on the ASX. The Fund aims to provide attractive investment opportunities for investors seeking medium-to-long-term capital growth with income.

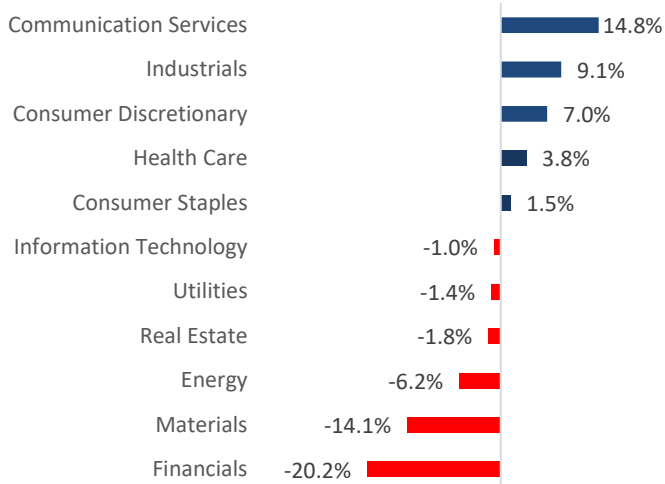
Fund Performance

- ▶ The Fund had a strong month in November, up +4.2%, although behind the benchmark's return of +6.5%.
- ▶ Many of the Fund's holdings performed well including Orica and Virgin Money UK, which both announced positive results during November, while The Lottery Corporation performed well thanks to a series of large jackpots helping lottery sales.
- ▶ The Fund's underperformance was mainly due to our lower weighting in the Resources sector, which we remain cautious on.
- ▶ Markets were up strongly in November despite many uncertainties. We continue to position the Fund in well-established, profitable companies with strong market positions while looking for opportunities to buy further high-quality companies.

	1 month	3 months	1 year	3 years [^]	5 Years [^]	10 years [^]	Since inception [^]
Income	+0.0%	+0.0%	+1.8%	+2.0%	+2.5%	+3.9%	+3.8%
Growth	+4.2%	+2.1%	+2.5%	+0.9%	+2.7%	+5.1%	+5.8%
Total Return*	+4.2%	+2.1%	+4.3%	+2.9%	+5.2%	+9.0%	+9.6%
Benchmark**	+6.5%	+5.7%	+4.3%	+6.0%	+8.2%	+9.3%	+8.6%

[^]% Performance per annum. *Fund returns are calculated net of management fees, and assuming all distributions are re-invested. Investors should be aware that past performance is not a reliable indicator of future performance. Returns can be volatile, reflecting rises and falls in the value of underlying investments. **The benchmark for this Fund is the S&P/ASX 300 Accumulation Index (ASX300)

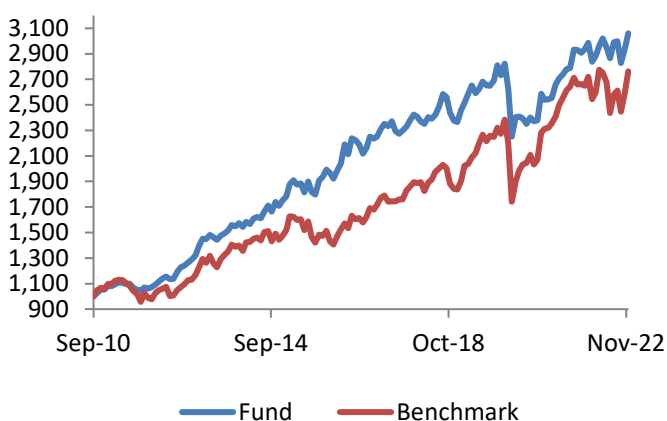
Active Sector Weights



Top 10 Holdings

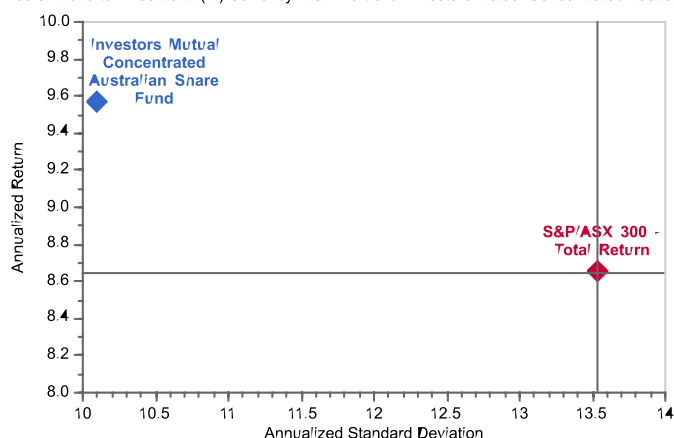
Company	ASX code
CSL	CSL
The Lottery Corporation	TLC
Telstra	TLS
Aurizon	AZJ
Metcash	MTS
Brambles	BXB
Chorus	CNU
Orica	ORI
Steadfast	SDF
Tabcorp	TAH

Growth of \$1,000 Invested at Inception



Fund Risk-Return vs Benchmark

Since Inception Risk Return
08/31/2010 to 11/30/2022 (M) Currency: AUD Portfolio: Investors Mutual Concentrated Australia



Fund Facts	
ARSN	145 759 879
APIR	IML0010AU
Inception	1 September 2010
Benchmark	S&P/ASX 300 Accumulation Index
FUM	\$206 M
Investment Horizon	4-5 years
Minimum Initial Investment	A\$50,000
Minimum Additional Investment/Redemption	A\$5,000
Distributions	Generally semi-annual
Asset Classes and Allocation Range	Aust Equities (80-100%) Cash (0-20%)
Performance Fee:	10.25% (10% excluding GST) of investment returns made in excess of 2% above the Benchmark.
Management Fee:	0.993% p.a. of the net assets of the fund (includes GST)

Portfolio Characteristics	Fund	Benchmark
No. of stocks	25	300
Portfolio turnover*	11%	NA
Portfolio Beta (since inception)	0.65	1.00

*Annual portfolio turnover over the last 12 months is computed by taking the lesser of purchases or sales and dividing by the average monthly net assets.

Fund Ratings	
Morningstar	Gold
Zenith	Recommended
Lonsec	Recommended *Visit lonsec.com.au/loqo-disclosure for important information about this rating



iml.com.au



iml@iml.com.au



1300 551 132

Disclaimer: While the information contained in this report has been prepared with all reasonable care, Investors Mutual Limited accepts no responsibility or liability for any errors or omissions or misstatements however caused. This is general securities information only and is not intended to constitute a securities recommendation. This information does not account for your investment objectives, particular needs or financial situation. Past performance is not a reliable indicator of future performance. Investors Mutual Limited (AFSL 229988) is the issuer of the Investors Mutual Concentrated Australian Share Fund. Applications can only be made by reference to the current Product Disclosure Statement, or through IDPS products that include these Funds. The Product Disclosure Statement (PDS) and Target Market Determination (TMD) can be obtained by contacting Investors Mutual or at <http://www.iml.com.au/how-to-invest/pds-and-forms>. Potential investors should consider the PDS and TMD before deciding whether to invest, or continue to invest in the Fund.