

Investors Mutual Australian Share Fund

Monthly Report May 2021

Fund status: OPEN

- ▶ Global sharemarkets enjoyed a solid month as stimulus measures and vaccination programmes underpin the recovery
- ▶ The Australian sharemarket returned +2.3%, pushing through its pre-pandemic record high, despite Tech's -9% fall
- ▶ We continue to use volatility to top up in good quality companies we believe can do well over the next 3-5 years

	1 month	3 months	1 Year	3 years [^]	5 Years [^]	Since inception [^]
Income	+0.0%	+0.0%	+6.9%	+6.4%	+5.6%	+5.1%
Growth	+2.4%	+8.8%	+13.2%	-0.9%	+0.1%	+5.0%
Total Return*	+2.4%	+8.8%	+20.1%	+5.5%	+5.7%	+10.1%
Benchmark**	+2.3%	+8.5%	+28.7%	+10.1%	+10.2%	+8.9%

[^]% Performance per annum. *Fund returns are calculated net of management fees, and assuming all distributions are re-invested. Investors should be aware that past performance is not indicative of future performance. Returns can be volatile, reflecting rises and falls in the value of underlying investments.

**The benchmark for this Fund is the S&P/ASX 300 Accumulation Index (ASX300)

Sharemarket Commentary

Global equity markets finished their fourth consecutive month higher, with the MSCI World Index returning +1.1% as ongoing confidence in the global economic recovery grows as vaccination programmes accelerate. While the US S&P500 Index held on to its gains for the month, returning +0.7%, the tech-heavy NASDAQ Index came under increasing pressure, shedding -1.4% as investors' inflationary concerns and the prospect of higher bond yields weighed on fully-priced tech valuations. Indeed, US inflation accelerated at its fastest annual pace in over a decade as the economic recovery kicked into gear. Across the Atlantic the mood was similarly positive as economies emerge from lockdowns in time for the summer tourism season, with European bourses enjoying a solid month, the EuroStoxx50 Index returning +2.3%.

Domestically, the mood remained upbeat following the release of the Federal Budget, with government fiscal largesse continuing to aid the post-COVID recovery. Commodity prices were strong through the month, with the iron ore price gaining +7.8% and holding its level above US\$200 per tonne despite Chinese overtures about punishing "excessive speculation" in commodity markets. The oil price gained a further +3% as stockpiles built up during the pandemic continue to run down as economies reopen. Increasing inflationary concerns courtesy of the magnitude of economic stimulus and continued low interest rates also helped the gold price gain +7.5% for the month, to finish above US\$1,900 an ounce.

The Australian sharemarket, as measured by the S&P/ASX300 Index, pushed through to record highs, returning +2.3%, courtesy of the feel-good factor from the 'big-spending' budget. Despite strong commodity prices, the Resources sector returned +1.4%, underperforming its Industrials counterpart. The iron ore miners were more muted in May following their stellar run, which offset a strong performance from the gold miners.

Within the Industrials segment, Financials were strong, in particular the Banks following results from Westpac, NAB and ANZ and a trading update from CBA which all reflected ongoing writebacks in provisions and strong credit growth. The Communication Services sector enjoyed a solid month, up +2.4%, Telstra's share price continuing its steady rise as the mobile market becomes more rational with Optus increasing prices for its mobile plans. In addition, both News Corporation and Nine Entertainment continued to push higher given the strength of their constituent businesses. Healthcare finished +3.5% higher, driven by sector heavyweight CSL, which gained +7% on rebounding plasma collections as the US economy emerges from lockdowns. On the negative side of the ledger, the Technology sector continues to come under pressure, down -9%, with the share prices of Afterpay, WiseTech, Appen and recent IPO Nuix all falling considerably. Many of these previously high-flying tech stocks have now halved in value from their recent peaks as a dose of reality and their vulnerability amid higher bond yields becomes increasingly apparent. Utilities endured a tough month, with AGL's share price down -9% on concerns about the viability of the company's plans to demerge its retail and generation assets.

The **Investors Mutual Australian Share Fund** enjoyed a solid month, gaining +2.4%, slightly ahead of the benchmark's return of +2.3%. Our caution to the speculative froth in the Technology sector held the Fund in good stead. In addition, our holdings in good quality industrials such as CSL, Telstra, Nine Entertainment, Tabcorp and IAG all contributed positively to the Fund's performance. M&A activity continues to be a strong catalyst for re-ratings in the share prices of high-quality and cash-generative businesses held in the Fund, with both Crown and Tabcorp at the centre of corporate activity attracting multiple bids for all or part of their businesses. Over the month we trimmed our holdings in stocks such as Virgin UK and Wesfarmers into strength following rallies in their respective share prices. We used the proceeds to top up on good quality companies such as Orica, Incitec Pivot and Origin Energy, which we believe are significantly undervalued.

Sharemarkets around the world, including Australia's, remain well-supported as economic growth continues to rebound from COVID lows and central banks continue to hold interest rates at record low levels, despite increasing signs of rising inflationary expectations. The Australian sharemarket is now trading at record levels with seemingly very little on the horizon to halt its ongoing rise. Having said this, we continue to steer away from some of the riskier parts of the sharemarket and focus on good quality companies which are well-managed, where valuations remain justifiable and which we firmly believe can do well over the next 3 - 5 years.

Level of Franking (%)*	
FY16	82.8%
FY17	42.5%
FY18	50.4%
FY19	39.6%
FY20	41.6%

*As per IFSA Standard

Monthly Movements	
S&P 500	+0.7%
EuroStoxx50	+2.3%
Nikkei	+0.2%
ASX300 Accum	+2.3%
AUD/USD	+0.2%
Gold	+7.5%
Oil	+3.1%
Iron Ore	+7.8%

Fund information	
APIR	IML0002AU
Inception	30 June 1998
Size	\$1.8 B
Application	\$3.0530
Redemption	\$3.0378
Cash	4.2%
Mngmnt fee	0.993% p.a
Investment horizon	4-5 years
Distribution	Semi-annually
Managers	Anton Tagliaferro, Hugh Giddy & Daniel Moore

Investors Mutual Australian Share Fund

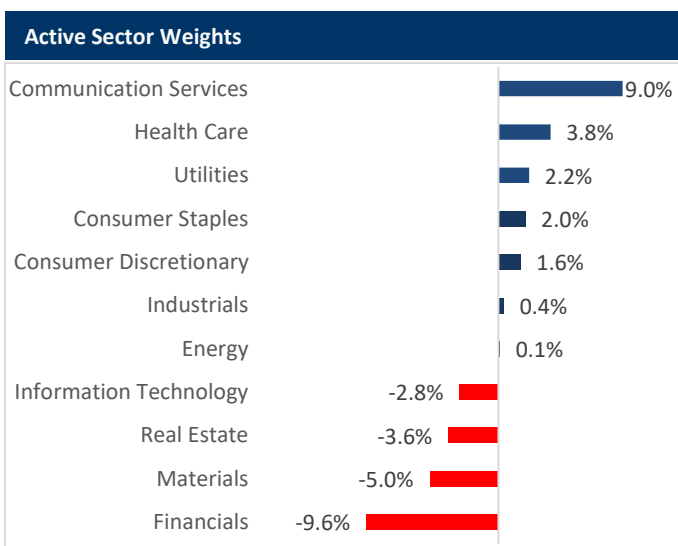
Monthly Report May 2021



Characteristics	Fund	Benchmark
Number of stocks	54	300
Portfolio Turnover*	13%	N/A
Annualised Tracking Error	5.39	N/A
Volatility (STD DEV) since inception	11.20	13.32
Portfolio Beta (since inception)	0.77	1.00

*Annual portfolio turnover over the last 12 months is computed by taking the lesser of purchases or sales and dividing by the average monthly net assets.

Researcher	Rating
Morningstar	Gold
Lonsec	Contact IML for the most recent rating
Zenith	Recommended



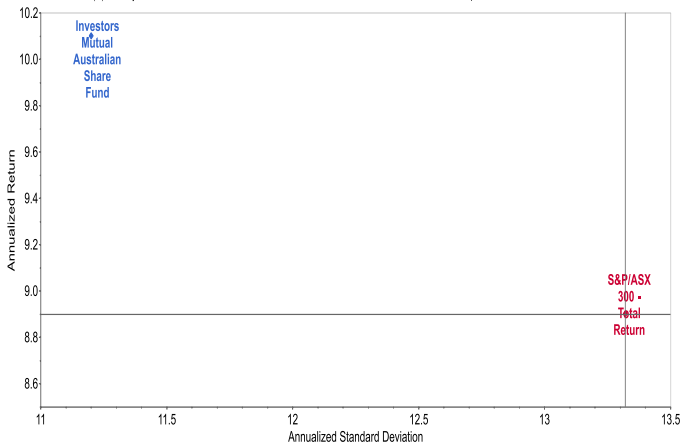
Portfolio top holdings

Portfolio top holdings	ASX Code
CSL	CSL
Telstra	TLS
Commonwealth Bank	CBA
BHP Group	BHP
Tabcorp	TAH
National Australia Bank	NAB
Brambles	BXB
Insurance Australia Group	IAG
Aurizon	AZJ
Westpac	WBC

Source: IML

Since Incept. Risk Return Fund vs Benchmark*

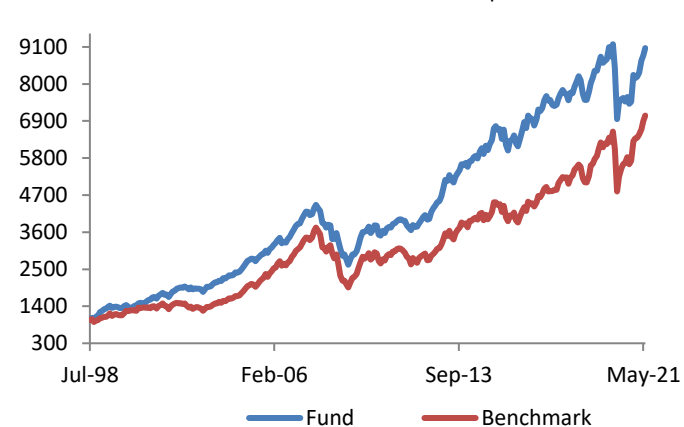
Since Inception Risk Return
06/30/1998 to 05/31/2021 (N) Currency: AUD Portfolio: Investors Mutual Australian Share Fund Benchmark: S&P/ASX 300 - Total Return Multiple Statistics



*Benchmark = S&P/ASX 300 Accumulation Index, Source: Factset

Since Incept. Cumulative Perf. Fund vs Benchmark*

Growth of \$1000 invested at Inception



*Benchmark = S&P/ASX 300 Accumulation Index, Source: IML



iml.com.au

1300 551 132

iml@iml.com.au

Disclaimer: While the information contained in this report has been prepared with all reasonable care, Investors Mutual Limited accepts no responsibility or liability for any errors or omissions or misstatements however caused. This is general securities information only and is not intended to constitute a securities recommendation. This information does not account for your investment objectives, particular needs or financial situation. Past performance is not indicative of future performance. Investors Mutual Limited (AFSL 229988) is the issuer of the Investors Mutual Australian Share Fund. Applications can only be made by reference to the current Product Disclosure Statement, or through IDPS products that include these Funds. The Product Disclosure Statement can be obtained by contacting Investors Mutual or at <http://www.iml.com.au/how-to-invest/pds-and-forms>. Potential investors should consider the Product Disclosure Statement before deciding whether to invest, or continue to invest in the Fund.