

June 2022

The **Investors Mutual Australian Share Fund** provides exposure to an actively managed portfolio of quality Australian shares listed on the ASX. The Fund aims to provide attractive investment opportunities for investors seeking medium-to-long-term capital growth with income.

	1 month	3 months	1 year	3 years [^]	5 Years [^]	10 years [^]	Since inception [^]
Income	+8.3%	+8.2%	+10.6%	+7.7%	+7.2%	+6.2%	+5.6%
Growth	-12.9%	-13.3%	-8.7%	-4.9%	-2.8%	+2.7%	+4.2%
Total Return*	-4.6%	-5.1%	+1.9%	+2.8%	+4.4%	+8.9%	+9.8%
Benchmark**	-9.0%	-12.2%	-6.8%	+3.4%	+6.9%	+9.2%	+8.3%

[^]% Performance per annum. *Fund returns are calculated net of management fees, and assuming all distributions are re-invested. Investors should be aware that past performance is not a reliable indicator of future performance. Returns can be volatile, reflecting rises and falls in the value of underlying investments. **The benchmark for this Fund is the S&P/ASX 300 Accumulation Index (ASX300)

Fund Performance

- ▶ The **Australian Share Fund** had a tough quarter, finishing down -5.1%, though it was significantly ahead of its benchmark's negative return of -12.2%. Pleasingly, the Fund managed to return a positive result of +1.9% for financial year 2022, despite very challenging investment conditions in the six months to June 2022 which saw the ASX 300 drop -6.8% for FY 2022.
- ▶ Global markets had a very challenging quarter as bond markets sold off heavily and Central Banks all over the world responded to rapidly rising inflation by raising their overnight interest rates. Other major global uncertainties weighing down markets – including the Ukraine-Russia war and the Covid restrictions in China – added further anxiety for investors.
- ▶ The ASX 300's heavy fall over the June quarter saw all sectors finish lower except for the Utilities and Energy sectors which both eked out small gains. Particularly hard hit were the Information Technology, Materials and Consumer Discretionary sectors as investors repositioned their portfolios more defensively for the expected softer economic times ahead.
- ▶ The Fund benefited from strong performances from key stocks such as Amcor, Brambles and APA Group. Tabcorp (which split into a gaming business Tabcorp and a lotteries business The Lottery Corporation) also rallied over the month as investors saw the benefit of its demerger and backed both sides of the business to perform well in the future.
- ▶ Over the quarter we trimmed our holdings in companies like Ampol and Event Hospitality and Entertainment, taking profits as the share prices of these companies rallied strongly. We used the proceeds to top up positions in high-quality companies like Sky City and Abacus Property, as well as initiating a position in Medibank as we believe these companies should generate very resilient cashflows in the next 3 to 5 years, are well managed, and are attractively priced.

Outlook

- ▶ Markets are likely to remain volatile and uncertain in the near future, given growing concerns over high inflation and whether Central Banks can rein it in through tighter monetary policy without pushing the global economy into recession.
- ▶ The positive news for IML clients is that these market conditions have led investors to refocus on fundamentals, which suits our prudent investment style. Our portfolios have proved relatively resilient amid the recent market turmoil and we believe they are well positioned to continue to do well in the medium and long-term, generating attractive and less volatile returns for clients despite the uncertain economic times.

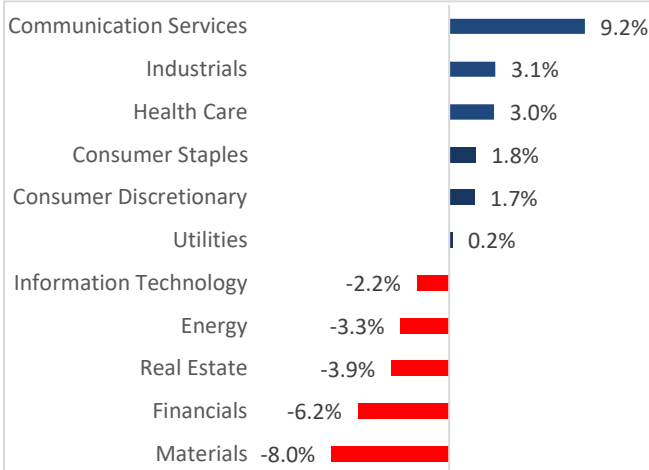
Stocks in Focus

Brambles (BXB) performed well over the quarter rising 8.1% after reporting solid March quarter numbers. The stock was also buoyed by the news in May that CVC Capital Partners was considering a bid for the company. Brambles continues to make progress on re-pricing and improving the terms of its customer contracts, particularly in America, and we believe that as costs normalise in the coming years, Brambles should see an expansion in margins and free-cash-flow as a result.

Amcor (AMC) also performed well after reporting strong 3rd quarter earnings. The company continued to demonstrate its ability to navigate supply chain disruptions and rising input costs while maintaining margins by passing rising costs on to its customers through price increases. Despite raising prices, Amcor has continued to see continued strong demand for its products as the majority of its customers operate in the food, beverage and pharmaceutical industries, which are all economically resilient sectors.

Tabcorp (TAH) had a positive quarter after successfully demerging its lotteries business into a new listed company – the Lottery Corp(TLC). We believe this move was long overdue and the split has enabled shareholders to better assess the true underlying value of the company and it has also given both businesses a better chance to focus and grow in their different areas of operation.

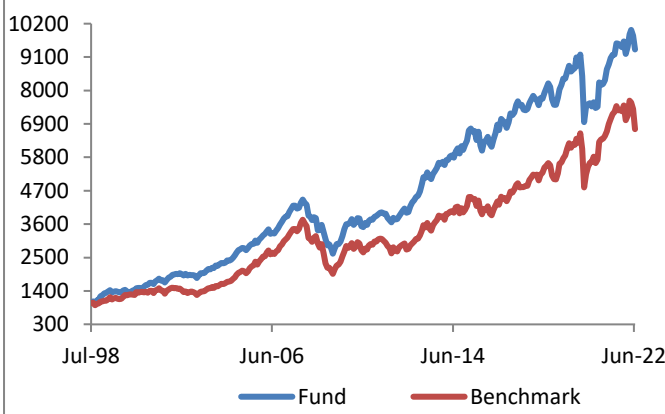
Active Sector Weights



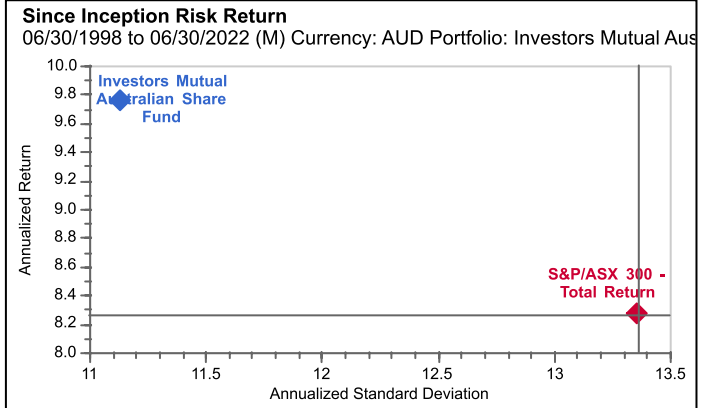
Top 10 Holdings

Company	ASX code
CSL	CSL
Telstra	TLS
Commonwealth Bank	CBA
BHP Group	BHP
Brambles	BXB
The Lottery Corporation	TLC
National Australia Bank	NAB
Orica	ORI
Aurizon	AZJ
Metcash	MTS

Growth of \$1,000 Invested at Inception



Fund Risk-Return vs Benchmark



Since inception: 30 June 1998: Cumulative performance of the Fund vs its benchmark; Benchmark = S&P/ASX 300 Accumulation Index, Source: IML,Factset

Fund Facts

ARSN	093 182 695
APIR	IML0002AU
Inception	30 June 1998
Benchmark	S&P/ASX 300 Accumulation Index
FUM	\$1.6 billion
Investment Horizon	4-5 years
Minimum Initial Investment	A\$50,000
Minimum Additional Investment/Redemption	A\$5,000
Distributions	Generally semi-annual
Performance Fee	Nil
Management Fee	0.993% p.a. of the net assets of the fund (includes GST)
Asset Classes and Allocation Range	Aust Equities (90-100%) Cash (0-10%)

Portfolio Characteristics

	Fund	Benchmark
No. of stocks	50	300
Portfolio turnover ¹	12%	NA
Portfolio Beta (since inception)	0.76	1.00

Franking level (%)²

FY22	FY21	FY20	FY19	FY18
30.1%	36.3%	41.6%	39.6%	50.4%

Fund Ratings

Morningstar	Gold
Zenith	Recommended
Lonsec	Contact IML for the most recent rating

¹Annual portfolio turnover over the last 12 months is computed by taking the lesser of purchases or sales and dividing by the average monthly net assets

² As per FSC standard.



iml.com.au



iml@iml.com.au



1300 551 132

Disclaimer: While the information contained in this report has been prepared with all reasonable care, Investors Mutual Limited accepts no responsibility or liability for any errors or omissions or misstatements however caused. This is general securities information only and is not intended to constitute a securities recommendation. This information does not account for your investment objectives, particular needs or financial situation. Past performance is not a reliable indicator of future performance. Investors Mutual Limited (AFSL 229988) is the issuer of the Investors Mutual Australian Share Fund. Applications can only be made by reference to the current Product Disclosure Statement, or through IDPS products that include these Funds. The Product Disclosure Statement (PDS) and Target Market Determination (TMD) can be obtained by contacting Investors Mutual or at <http://www.iml.com.au/how-to-invest/pds-and-forms>. Potential investors should consider the PDS and TMD before deciding whether to invest, or continue to invest in the Fund.