

# IFP Global Franchise Fund (Hedged)

Macquarie Professional Series

Monthly report – 30 June 2023

## Investment objective

Aims to achieve a long-term total return (before fees and expenses) that exceeds the MSCI World ex Australia Index, in \$A hedged with net dividends reinvested (Benchmark).

The Fund invests in the IFP Global Franchise Fund.

## Key information

### Fund details

APIR code	MAQ0631AU
mFund code	GFH01
Inception date	23 November 2009
Underlying Fund investment manager	Independent Franchise Partners LLP (London, UK)
Fund size	\$463.0m
Distribution frequency	Annually
Management fee*	1.28% pa
Minimum investment (Direct)	\$5,000
Unit prices and spreads	<a href="https://macquarie.com.au/unit_prices">macquarie.com.au/unit_prices</a>

\*Read the Product Disclosure Statement for more details on fees and costs.

## Fund performance to 30 June 2023

	Total Fund return (gross)	Total Fund return (net)	Benchmark return	Total excess return (net)
<b>1 month (%)</b>	5.91	5.80	5.59	0.21
<b>3 months (%)</b>	6.64	6.30	7.05	-0.75
<b>1 year (%)</b>	13.73	12.30	16.55	-4.25
<b>3 years (% pa)</b>	12.36	10.91	11.45	-0.54
<b>5 years (% pa)</b>	10.00	8.56	8.29	0.27
<b>7 years (% pa)</b>	10.66	9.19	10.42	-1.23
<b>Since inception (% pa)</b>	14.53	13.00	11.06	1.94

**Past performance is not a reliable indicator of future performance.**

Total returns are calculated based on changes in net asset values and assumes the reinvestment of distributions.

Total net Fund returns are quoted after the deduction of fees and expenses. Due to individual circumstances, your net returns may differ from the net returns quoted above.

The management fee was reduced to 1.28% pa from 14 May 2021.

## Top 10 stocks\*

Stock	Sector	Industry	Holding (%)
Richemont (Cie Fin)	Consumer Discretionary	Textiles Apparel & Luxury Goods	5.30
Ritchie Bros Auctioneers Inc	Industrials	Commercial Services & Supplies	5.29
Salesforce Inc	Information Technology	Software	5.10
Bristol-Myers Squibb Co	Health Care	Pharmaceuticals	5.05
Philip Morris International	Consumer Staples	Tobacco	4.98
Novartis AG	Health Care	Pharmaceuticals	4.57
News Corp	Communication Services	Media	4.47
Zillow Group Inc	Real Estate	Real Estate Management & Development	4.33
Oracle Corp	Information Technology	Software	4.22
Booking Holdings Inc	Consumer Discretionary	Hotels Restaurants & Leisure	4.12
<b>Total number of stocks</b>			<b>26</b>

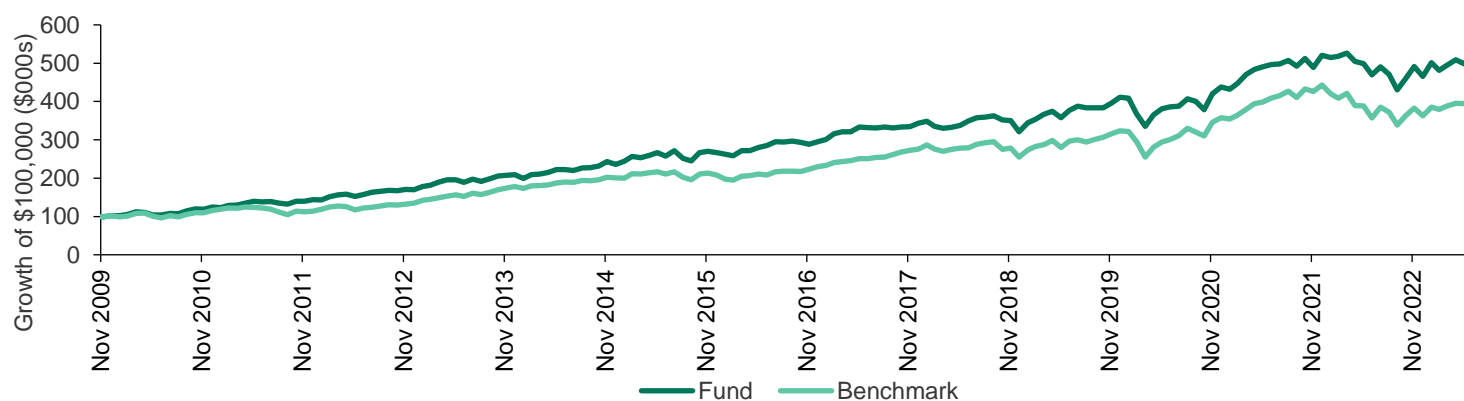
\*The information in this table is as at end of month, three months prior to the date of this report.

# IFP Global Franchise Fund (Hedged)

Macquarie Professional Series

Monthly report – 30 June 2023

## Growth of \$100,000 since inception

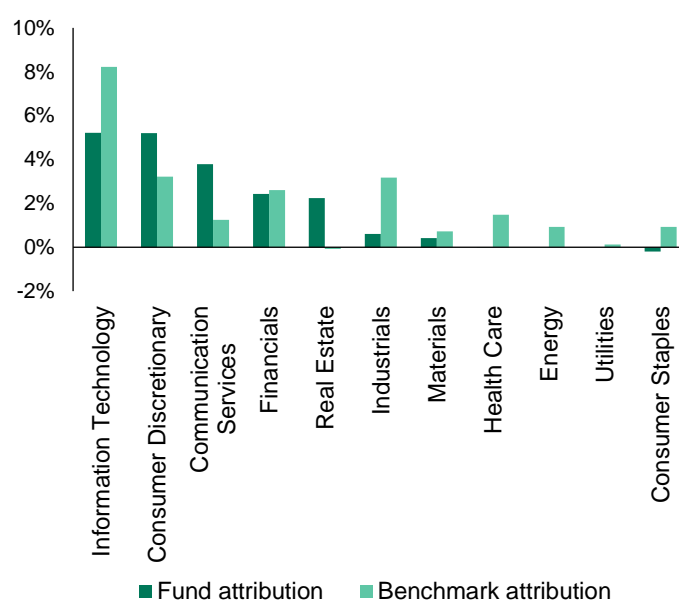


Past performance is not a reliable indicator of future performance. Data as at 30 June 2023.

## Sector weights

Sector	Fund (%)	Benchmark (%)
Communication Services	20.69	7.10
Health Care	15.16	12.84
Consumer Staples	12.97	7.42
Information Technology	10.32	22.65
Consumer Discretionary	10.19	11.23
Financials	9.97	14.26
Industrials	9.08	11.11
Real Estate	4.67	2.34
Materials	3.88	3.70
Energy	0.00	4.53
Utilities	0.00	2.81
Cash	3.06	0.00
<b>Total</b>	<b>100</b>	<b>100</b>

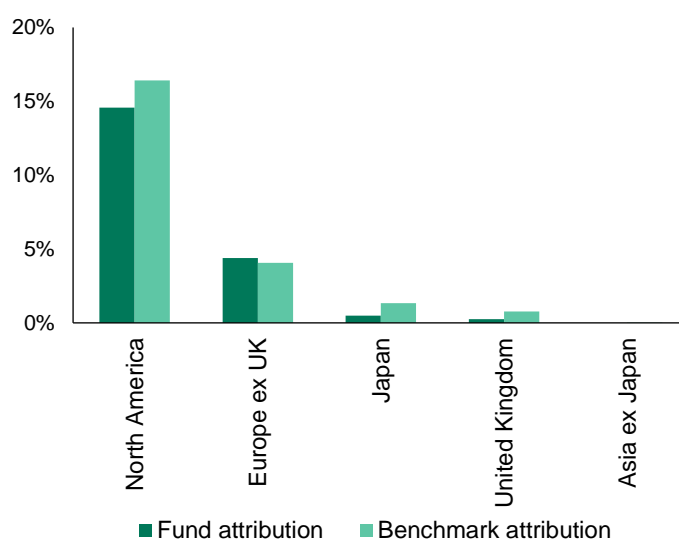
## Sector attribution (12 months to date)



## Region weights

Region	Fund (%)	Benchmark (%)
North America	69.45	74.08
United Kingdom	13.33	4.12
Europe ex UK	9.84	14.39
Japan	4.32	6.27
Asia ex Japan	0.00	1.15
Cash	3.06	0.00
<b>Total</b>	<b>100</b>	<b>100</b>

## Region attribution (12 months to date)



# IFP Global Franchise Fund (Hedged)

## Macquarie Professional Series

Monthly report – 30 June 2023

---

### Performance summary

- The Fund returned 5.80%, net of fees, in June 2023, compared with a return for the Benchmark of 5.59%.
- A strong month for the index saw most sectors move higher, led by Consumer Discretionary, Industrials and Materials. The largest relative sector contributors to the Fund included holdings in Communication Services, such as Fox and News Corp.; holdings in Industrials, led by RB Global; and holdings in Financials, including Aon and S&P Global. Relative detractors included holdings in Consumer Discretionary, which lagged the rise of the broader sector, and holdings in IT, namely Salesforce.
- RB Global was among the top individual contributors to performance in June. Shares in the company recovered following weakness in May driven by the market rotation towards more cyclical stocks. Franchise Partners continues to think RB Global is a high-quality company with attractive market shares that benefit from strong brands and two-sided network effects, as well as databases with extensive buyer and inventory data.
- Salesforce was among the top individual detractors from performance in June. Salesforce's shares declined following the release of first quarter results that were in line with management's guidance, but which did not meet the market's elevated expectations. Given the greater than 50% share price appreciation since the start of the year which has, in part, been driven by the market's elevated expectations, Franchise Partners took the opportunity to reduce the position size last month.
- There were no initial purchases or final sales within the portfolio during the month.

# IFP Global Franchise Fund (Hedged)

## Macquarie Professional Series

Monthly report – 30 June 2023

---

**For more information speak to your financial adviser, call us on 1800 814 523, email [mam.clientservice@macquarie.com](mailto:mam.clientservice@macquarie.com) or visit [macquarieim.com](http://macquarieim.com)**

### Important information

Weights and attribution breakdown for sector, stocks and region relates to the Underlying Fund, and is sourced from Macquarie and FactSet.

Macquarie Investment Management Australia Limited ABN 55 092 552 611 AFS Licence 238321 is the issuer of units in, and responsible entity of the Fund.

The information in this report is provided for general information purposes only and is not, and should not be construed as, an advertisement, an invitation, an offer, a solicitation of an offer or a recommendation to participate in any investment strategy or take any other action, including to buy or sell any product offered by any member of the Macquarie Group. The above information is not personal advice and does not take into account the investment objectives, financial situation or needs of any person. The Fund is designed for investors who are seeking capital growth, are intending to use the Fund as a satellite within a portfolio, have a medium to long-term investment timeframe, have a high or very high risk/return profile and require the ability to have daily access to capital. Please review the Target Market Determination available at [macquarieim.com/TMD](http://macquarieim.com/TMD) and consider if the Fund may be suitable for you. Investors should consider the offer document of the Fund in deciding whether to acquire or continue to hold units in the Fund. The offer document is available by contacting us on 1800 814 523. Past performance is not a reliable indicator of future performance.

Future results are impossible to predict. In preparing this document, reliance may have been placed, without independent verification, on the accuracy and completeness of information available from external sources. This report may also include opinions, estimates and other forward-looking statements which are, by their very nature, subject to various risks and uncertainties. Actual events or results may differ materially, positively or negatively, from those reflected or contemplated in such forward-looking statements. Forward-looking statements constitute the investment manager's judgement as at the date of preparation of this report and are subject to change without notice. To the maximum extent permitted by law, no member of the Macquarie Group nor its directors, employees or agents accept any liability for any loss arising from the use of this document, its contents or otherwise arising in connection with it.

Other than Macquarie Bank Limited ABN 46 008 583 542 ("Macquarie Bank"), any Macquarie Group entity noted in this material is not an authorised deposit-taking institution for the purposes of the Banking Act 1959 (Commonwealth of Australia). The obligations of these other Macquarie Group entities do not represent deposits or other liabilities of Macquarie Bank. Macquarie Bank does not guarantee or otherwise provide assurance in respect of the obligations of these other Macquarie Group entities. In addition, if this document relates to an investment, (a) the investor is subject to investment risk including possible delays in repayment and loss of income and principal invested and (b) none of Macquarie Bank or any other Macquarie Group entity guarantees any particular rate of return on or the performance of the investment, nor do they guarantee repayment of capital in respect of the investment.

PRRP-IFPGFFH-ANZ