

AMP Capital Global Infrastructure Securities Fund (Unhedged) - On-platform Class A

Investment objective

To provide total returns (income and capital growth) after costs and before tax, above the Fund's performance benchmark over the long term.

How we manage your money

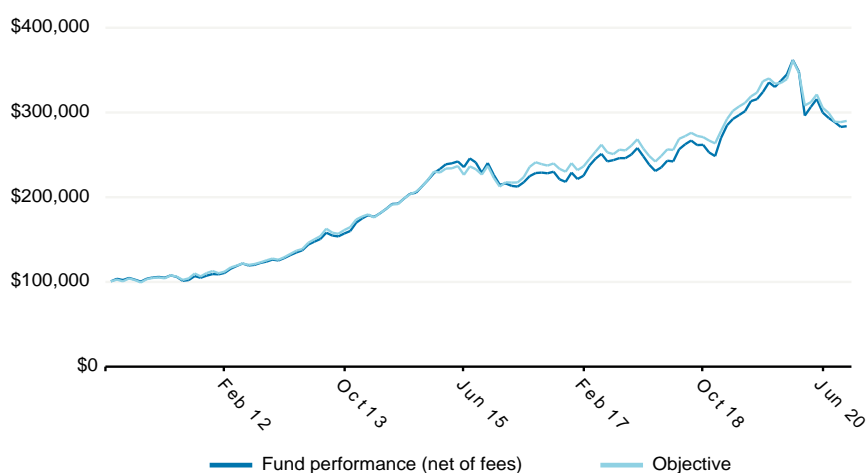
The Fund seeks to invest mainly in listed infrastructure securities where we consider that the underlying infrastructure assets are stable, have strong management teams and appropriate capital structures, and are available at attractive prices. The Fund utilises a bottom-up value-based investment approach, choosing a mix of infrastructure securities - from the more conservative assets with high and stable income levels to the more opportunistic investments that have the potential to produce higher returns.

Performance as at 31 October 2020

%	1 MTH	3 MTH	1 YR	3 YRS	5YRS	7YRS	SINCE INCEPT
Total Return - Net of Fees	0.25	-3.30	-14.07	4.26	3.38	8.84	10.54
Objective	0.45	-3.09	-13.16	3.60	4.12	8.78	10.75
Excess return	-0.19	-0.21	-0.91	0.66	-0.74	0.06	-0.21

Past performance is not a reliable indicator of future performance. Performance is annualised for periods greater than one year. Total returns are calculated using the net asset value per unit for the relevant month end. This price may differ from the actual unit price for an investor buying or selling an investment. Actual unit prices will be confirmed following any transaction by an investor. Returns quoted are before tax, after fees and costs and assume all distributions are reinvested.

\$100,000 invested since inception



FUND FACTS

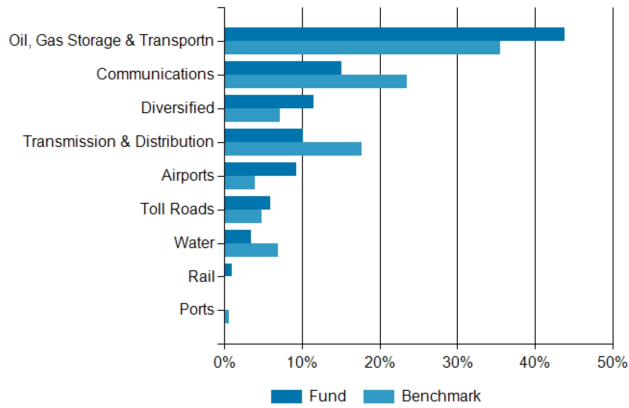
APIR	AMP1593AU
Inception date	15 July 2010
Fund Size	\$1,152,791,572
Management costs*	0.81% p.a.
Buy/Sell spread*	+0.25%/-0.25%
Distribution frequency	Quarterly
Minimum investment	\$500,000
Minimum suggested time frame	5 years

*Fee information is accurate as at 30 June 2019, figures are updated bi-annually. The Fund PDS outlines the latest management costs and other relevant components, as well as other fees and costs that may apply to your investment. You can review the PDS at www.ampcapital.com

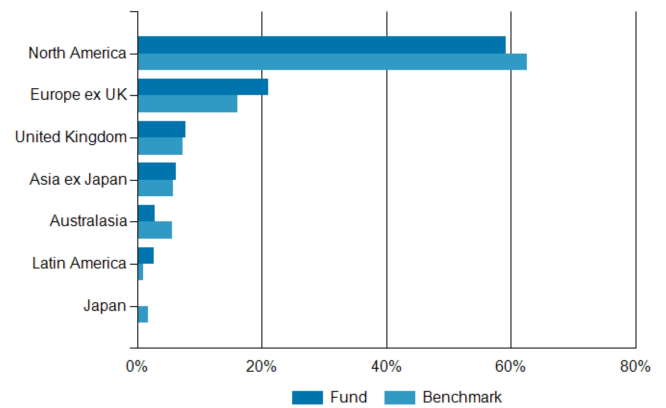
What happened last period

- The Fund underperformed its benchmark during the month on a total return local basis
- COVID-19 continues to impact sentiment and present challenging conditions
- The North American energy sector increasingly offers up fundamental value

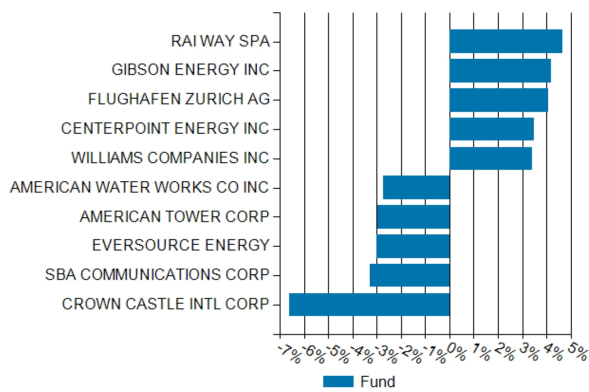
Sector allocation (%)



Regional allocation (%)



Top/Bottom Excess Weights



Fund Performance

The Fund underperformed the index during November on a total return local basis.

At a sector level, the Fund is overweight in oil, gas storage & transportation, airports, diversified, rail, and toll roads; and is underweight in communications, transmission & distribution, water, and ports.

Overall positive contributions to relative returns came from diversified, communications, airports, and ports; whilst oil, gas storage & transportation, toll roads, water, and transmission & distribution detracted. From an asset allocation perspective, positive contributions to relative returns came from communications, oil, gas storage & transportation, and ports; whilst transmission & distribution, water, airports, diversified, rail, and toll roads detracted. At a stock selection level, positive contributions came from diversified, airports, and transmission & distribution; whilst there were negative contributions from oil, gas storage & transportation, toll roads, water, and communications. There was a neutral effect from rails and ports.

The top three individual contributors to relative performance in the period were from an overweight position in CenterPoint Energy in diversified, an

underweight position in Crown Castle International Corp in communications, and an overweight position in Plains GP Holdings in oil, gas storage & transportation. CenterPoint Energy saw strong performance on more optimistic expectations from the business review being undertaken, particularly in relation to its investment in Enable Midstream Partners. Crown Castle International Corp was lower on the back of a weak set of results that translated into reduced guidance for leasing growth for 2021. Plains GP Holdings benefitted from constructive fundamentals in the Permian Basin and a stronger balance sheet. The company also announced strong third quarter results and raised full-year guidance, announcing a US\$500 million buyback.

The bottom three individual contributors to relative performance during the period were from an overweight position in Gibson Energy Inc in oil, gas storage & transportation, and underweight positions (the Fund had no holdings) in ONEOK Inc in oil, gas storage & transportation, and Cellnex Telecom in communications. For Gibson Energy Inc, tighter West Canadian Select differentials have negatively impacted the performance of the marketing segment. ONEOK Inc delivered strong third quarter results, with natural gas liquid volumes exceeding pre-pandemic levels. Cellnex Telecom performed well as it announced a new acquisition and there

was also speculation regarding acquiring the large tower portfolio from CK Hutchinson Group Telecom.

Portfolio Positioning

We maintained a sizeable overweight allocation to the North American oil, gas storage & transportation sector. Our outlook for the energy sector remains positive, as the short-term moderation of volume growth favours cash flow growth and deleveraging.

We also held an overweight allocation to the transportation sector. We do not believe the recent share price movements in the sector are fully reflecting changes in fundamental profit expectations and remain reliant on our long-term time horizon to search for dislocations in value.

We also maintained an underweight allocation to the communications sector. Although we are positive on the tailwinds for the sector, valuations have become even more stretched on the back of the flight-to-safety due to COVID-19 concerns.

We retained an underweight allocation to the utilities sector due to relatively unattractive valuations. However, the recent market correction has resulted in increased volatility within the sector, and we continue to look to take advantage of opportunities as they emerge.

Market review

Ahead of the US presidential election global equities had mixed performance. The initial acrimonious presidential debate impacted market support although the second, and final debate, was a relatively civilised and subdued affair. COVID-19 remains a key driver of volatility and, as we head into the tail-end of the year, the pandemic looks as if it will have the potential to cast a shadow over global markets for the foreseeable future.

In the US, employment data was better than many had feared, with a significant amount of jobs that had been lost at the beginning of the pandemic starting to show some signs of being regained. However, in common with most global markets, there remains poor visibility on the true and sustainable state of the economy as support programmes mask the underlying fundamentals. Failure to agree on a further stimulus package and political gamesmanship ahead of the election have also cast a pall over the economic environment. To further complicate matters, the market took to an element of game theory during the month, considering the implications of a Trump versus Biden win in tandem with various outcomes and permutations on the future House and Senate composition.

There was an unexpected rise in the US services conditions Institute for Supply Management index. Inflation remains subdued. While the Federal

Reserve's Beige Book showed US economic growth in most districts as slight-to-modest, the composite business conditions Purchasing Managers' Index for October rose to a robust 55.5. Housing data was strong with a surge in existing home sales and home builder conditions and permits to build new homes also rising strongly.

In Asia, Japanese industrial production and the Tankan business sentiment survey rose but they are still a long way from normal and the ratio of job openings to applicants has continued to fall, with a commensurate fall in wages. Household spending remains weak. On a positive note, the latest Economy Watchers survey showed a continuing recovery in household and corporate conditions. In China, exports continued to strengthen and there was a rebound in imports. Credit growth also accelerated more than anticipated, consistent with a continuing expansion in the Chinese economy. Meanwhile, consumer price inflation has slowed, and producer prices continue to fall.

In the Eurozone, unemployment has risen. European Central Bank President Lagarde has highlighted the European recovery remains tenuous and that further easing is likely. Brexit trade deal talks were not resolved during the month, although more positive communications came from both Britain and Europe which has increased expectations for a viable agreement. Many European nations imposed new restrictions in an attempt to reduce flare-ups in COVID-19 infection rates and these impacted share volatility, particularly toward month end.

On the back of rising new coronavirus cases in Europe, European transportation assets fell as restrictions on movement increased. We expect the current situation to have less of a volume impact than during the initial rounds of lockdown; however, some stocks are now back at levels seen in March earlier this year.

As rising coronavirus cases continued to place pressure on global share markets in October, listed infrastructure outperformed global equities, exhibiting some of the relative defensive characteristics that had been lacking at times earlier in the year. The asset class still lags the broader equity market year-to-date.

Outlook

The combination of the COVID-19 pandemic and the volatility in commodity prices presented a challenging environment for global listed infrastructure. However, our long-term outlook for the asset class remains positive, supported by a recovery in economic activity and industry-wide structural investment tailwinds. The investment team continues to rely on its investment process, focussing on the long-term cash flow generation of

core infrastructure assets, which we firmly believe is the best way to value these companies. Whilst we are closely monitoring current developments, we will continue to look to take advantage of opportunities as they emerge with a long-term investment horizon.

Our outlook for the North American oil, gas storage & transportation sector remains positive. In the short term, we believe that liquids production growth will moderate given lower commodity prices, reflecting the impact of the COVID-19 outbreak on overall demand. We also believe that the investment community will assess exploration & production counterparty exposure with additional scrutiny, due to the potential pressure on spreads, volumes, and tariffs on incumbent pipelines.

For global listed infrastructure as an asset class we continue to see the potential for future outperformance as investors seek quality defensive assets that provide sustainable yield profiles in the current low interest rate environment. We will continue to add selectively where we find value.

Portfolio Manager



Giuseppe Corona

Giuseppe Corona is the Head of AMP Capital's Global Listed Infrastructure Team, based in the London office. He also leads the research effort of infrastructure companies in North America and Europe. He joined the financial industry in 1999, and began portfolio management across long only and long/short products in 2008. Prior to joining AMP Capital, Mr Corona spent two years at Exane-BNP Paribas and infrastructure companies.

Further information

For information about the Fund including fees, features, benefits and risks talk to your financial advisor today or read the product disclosure statement (PDS) which can be found on:

www.ampcapital.com/global-infrastructure-securities-unhedged-fund

You can also call us on **1800 658 404**



INSIGHTS
IDEAS
RESULTS

AMP Capital Funds Management Limited (ABN 15 159 557 721, AFSL 426455) is the responsible entity (Responsible Entity) of the AMP Capital Global Infrastructure Securities Fund (Unhedged) - On-platform Class A (Fund) and the issuer of the units in the Fund. To invest in the Fund, investors will need to obtain the current Product Disclosure Statement (PDS) from AMP Capital Investors Limited (ABN 59 001 777 591, AFSL 232 497) (AMP Capital). The PDS contains important information about investing in the Fund and it is important that investors read the PDS before making an investment decision about the Fund. Neither AMP Capital, the Responsible Entity, nor any other company in the AMP Group guarantees the repayment of capital or the performance of any product or any particular rate of return referred to in this document. While every care has been taken in the preparation of this document, AMP Capital makes no representation or warranty as to the accuracy or completeness of any statement in it including without limitation, any forecasts. This document has been prepared for the purpose of providing general information, without taking account of any particular investor's objectives, financial situation or needs. Investors should consider the appropriateness of the information in this document, and seek professional advice, having regard to their objectives, financial situation and needs. This document should not be reproduced in whole or in part without the express written consent of AMP Capital.