

AMP CAPITAL CORPORATE BOND FUND

Monthly communication — Platform

November 2021



INSIGHTS
IDEAS
RESULTS

The Corporate Bond Fund aims to provide a more secure future for investors looking for capital stability and a regular income from their investments.

To achieve this, the Fund invests in an actively managed portfolio of corporate bonds, focusing predominately on investment-grade bonds in the Australian market.

Reliable regular income

Help meet living expenses

A lower risk income solution

Replace a salary in retirement



This month in brief

Performance

The Fund produced a flat absolute return (before fees) in November. Interest rate management benefited performance, as the contribution from duration management more than offset the impact of yield curve positioning. Credit positioning detracted from performance, as the impact of credit spread movements more than offset the contribution from carry. At the sector level, allocations to technology and covered banks were the top performers. Allocations to subordinated banks, real estate and diversified financials were the main detractors. At the security level, exposures to Australian Prime Property Fund and Intel Corporation were the main contributors. Exposures to ABN AMRO Bank, Macquarie Bank and Woolworths Group were the main detractors. During the month, the Fund participated in primary issuance from Optus Finance, Ampol Limited, Computershare and Bank of Queensland.

Portfolio positioning

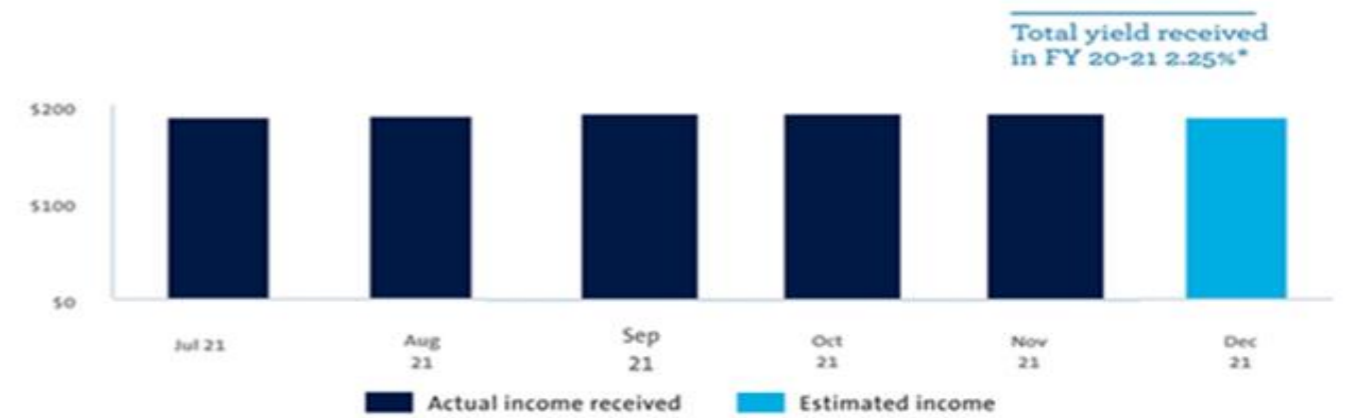
Current positioning has our credit exposures generating a strong level of excess yield, whilst not being overly exposed to any potential future bouts of volatility. More recently, we have been taking profit on exposures that have traded within our expectations of fair value and have added some credit derivative protection against a mild sell-off. Despite this recent action, over the medium term, we continue to anticipate that credit spreads will ultimately tighten modestly, mainly due to the complimentary dynamics of supply versus demand and reach for yield. Our fundamental sector and stock selection process continues to emphasise quality issuers whose credit profiles are supported by strong operating cash flows, sound liquidity profiles and an ability and commitment to maintain their credit ratings through this cycle.

Looking ahead

We continue to see an uneven and bumpy recovery across regions and sectors. Policy will remain easy, but we are likely to see continued pressure to reprice inflation and real yields as progress to close output gaps continues. Central bank reaction functions have shifted, targeting realised inflation. This should suppress real yield volatility but lift inflation price volatility, remaining supportive for risk assets and steeper yield curves over time. High unemployment, high debt and structural adjustments restrain the medium-term recovery. This is an environment consistent with our proprietary regime indicators balanced between mid-cycle and reflation, depending on geographic region. We remain constructive on credit positioning, with excess returns most likely to be derived from income. Speculative default rates continue to fall in line with the economic recovery. The improvement to the commodity outlook has helped stabilise the negative trajectory of pockets of the energy and mining sectors' ratings. Credit deterioration has also bottomed in aggregate, all of which combined seem supportive for continued sound performance from investment grade credit markets.

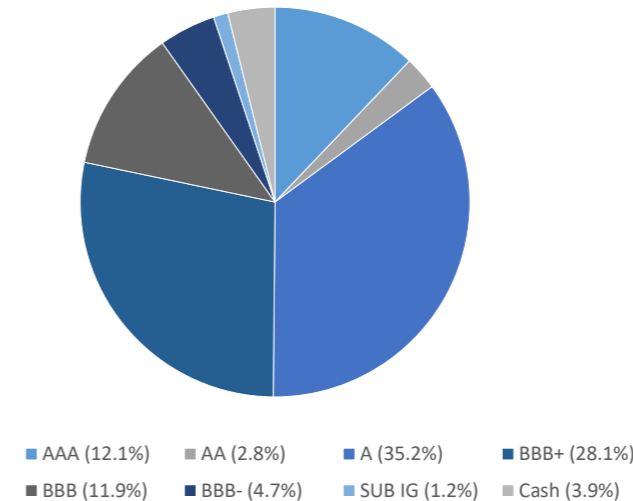
Plan your income

A forecast monthly income amount is regularly provided, and is currently estimated to be 0.175% per month until December 2021. For illustrative purposes, the chart below represents income based on \$100K investment.

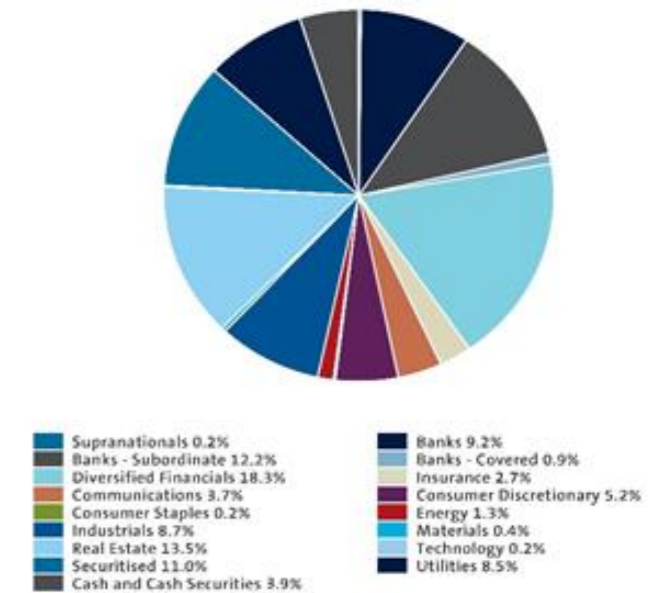


*Effective yield is based on the unit price at the start of the period. It is important to note that the final annualised distribution yield will not be known until the end of the financial year, that the distribution yield estimate isn't guaranteed, and that it may change over the period due to market movements in the Fund unit prices. We base our estimate on assumptions set out at the end of this document, and you should be aware that if facts differ from our assumptions, the final distribution yield may differ from the estimate

PREDOMINANTLY INVESTED IN HIGH GRADE BONDS



DIVERSIFICATION ACROSS STABLE INDUSTRIES



Here's how the fund performed

| | 1mth % | 3mth % | 1yr % | 3yr % | 5yr % | Since Inception |
|---------------------|--------------|--------------|-------------|-------------|-------------|-----------------|
| Distribution | 0.17 | 0.52 | 2.11 | 2.48 | 2.90 | 5.06 |
| Growth | -0.21 | -0.97 | -1.34 | -0.34 | -0.51 | 0.16 |
| Total Return | -0.04 | -0.45 | 0.78 | 2.14 | 2.39 | 5.22 |

Past performance is not an indicator of future performance. The inception date for unit Class A is 23 June 2009. Performance is annualised for periods greater than one year. Total returns are calculated using the unit price which uses the net asset values for the relevant month end. This price may differ from the actual unit price for an investor applying for or redeeming an investment. Actual unit prices will be confirmed following any transaction by an investor. Returns quoted are before tax, after Class A fees and costs, assume all distributions are reinvested.

| TOP 10 CREDIT HOLDINGS AS AT 30 NOVEMBER 2021 | WEIGHT % |
|---|----------|
| BPCE SA | 3.1 |
| National Australia Bank Ltd | 3.0 |
| Australia & New Zealand Banking Group Ltd | 3.0 |
| Banco Santander SA | 3.0 |
| Westpac Banking Corp | 2.9 |
| Commonwealth Bank Australia | 2.7 |
| Bank of Montreal | 2.5 |
| Toronto-Dominion Bank BANK | 2.1 |
| Sumitomo Mitsui Financial Group | 2.0 |
| Suncorp Group Ltd | 1.9 |

Allocation to global securities (ex Australia): 3%

FUND DETAILS

| | |
|--|------------------|
| Inception date | 23 June 2009 |
| Strategy size | \$839.97 million |
| Distribution frequency | Monthly |
| APIR code | AMP0557AU |
| Buy/Sell spread | +/-0.20% |
| Suggested minimum investment timeframe | 3 years |
| Modified Duration | 0.56 |

Investment objective The AMP Capital Corporate Bond Fund aims to deliver regular monthly income, whilst seeking to provide capital stability to investors over the medium term. To provide total returns (primarily income with some capital growth) above the Fund's benchmark over a rolling 3-year basis.

Portfolio manager



Sonia Baillie
Co-Portfolio Manager

Sonia Baillie was appointed as Head of Credit in November 2016 and is responsible for leading the Credit Research and Credit Portfolio Management teams. Ms Baillie also contributes to the macro, credit macro and risk management group and is a senior member of the Fixed Income Investment Committee. Previously Ms Baillie was Head of Credit Research responsible for credit risk across the portfolios including industry allocation, stock selection and for developing the investment process. Ms Baillie joined the firm in 2010 and has also held roles as Head of Asian Fixed Income and Senior Portfolio Manager in Credit. Ms Baillie graduated from the University of New South Wales with a Bachelor of Commerce (Merit) and is a qualified Chartered Accountant, a CFA Charterholder and a member of the Australian Institute of Company Directors.



Nathan Boon
Co-Portfolio Manager

Nathan Boon is Head of Credit Portfolio Management and a senior member of the Fixed Income group that formulates portfolio strategy and risk utilisation. Nathan is the lead portfolio manager for a number of investment-grade and hybrid-oriented strategies and was appointed Co-Portfolio Manager of the Corporate Bond Fund in March 2018. Having joined AMP Capital in 2004, he has extensive experience in portfolio construction, risk management, and quantitative analysis, and specialises in managing exposures to credit risk premia through the cycle. Nathan is a CFA Charterholder and also holds a Bachelor of Commerce in Actuarial Studies and a Bachelor of Applied Finance, both from Macquarie University.

CONTACT DETAILS

For more information on the Fund including fees, product features, benefits and risks talk to your adviser or call us on 1800 658 404 or visit ampcapital.com.au

Important note: Investors should consider the Product Disclosure Statement (PDS) available from AMP Capital Investors Limited (ABN 59 001 777 591) (AFSL 232497) (AMP Capital) for the AMP Capital Corporate Bond Fund - Platform Class A (Fund) before making any decision regarding the Fund. AMP Capital Funds



Management Limited (ABN 15 159 557 721, AFSL 426 455) is the responsible entity of the Fund and the issuer of units in the Fund. The PDS contains important information about investing in the Fund and it is important investors read the PDS before making a decision about whether to acquire, continue to hold or dispose of units in the Fund. A target market determination has been made in respect of the Fund and is available at www.ampcapital.com/TMD. Neither AMP Capital, nor any other company in the AMP Group guarantees the repayment of capital or the performance of any product or any particular rate of return referred to in this document. Past performance is not a reliable indicator of future performance. While every care has been taken in the preparation of this document, AMP Capital makes no representation or warranty as to the accuracy or completeness of any statement in it including without limitation, any forecasts. This fact sheet has been prepared for the purpose of providing general information, without taking account of any particular investor's objectives, financial situation or needs. Investors should, before making any investment decisions, consider the appropriateness of the information in this fact sheet, and seek professional advice, having regard to their objectives, financial situation and needs. **Estimated Distribution Assumptions:** The estimate is based on the amount of income we expect to receive into the Fund over the specified estimated income period, based on the current investments held by the Fund, the level of coupons and other income expected to be earned from investments held in the Fund. If the companies whose securities we hold in the Fund do not pay the coupons on income they have forecast, or if the Fund portfolio changes materially over the period, this may impact on our estimated distribution amount.

© Copyright 2017 AMP Capital Investors Limited. All rights reserved.