

# AMP CAPITAL CORPORATE BOND FUND

Monthly communication — Platform

May 2021



INSIGHTS  
IDEAS  
RESULTS

# The Corporate Bond Fund aims to provide a more secure future for investors looking for capital stability and a regular income from their investments.

To achieve this, the Fund invests in an actively managed portfolio of corporate bonds, focusing predominantly on investment-grade bonds in the Australian market.

Reliable regular income



Help meet living expenses



A lower risk income solution



Replace a salary in retirement



## This month in brief

### Performance

The Fund achieved a positive absolute return in May. Domestic credit spreads widened over the month, notwithstanding recent earnings reports from the major banks which benefited from lower impairment costs. Westpac Banking Corporation undertook the first major bank senior unsecured term issue in the US market since the onset of the pandemic. The total issue of US\$2.75 billion was split between 5 and 10-year fixed and floating rate tenors, with the 5-year amongst the tightest spreads printed on new bank issuance for that tenor on record. This transaction reassured markets that the normalisation of issuance patterns may not push spreads as wide as some in the market had feared. At the sector level, allocations to real estate, banks and diversified financials, securitised investments, and utilities were the largest contributors to performance. There were no significant detractors. The Fund did not participate in any primary issues during the month.

### Portfolio positioning

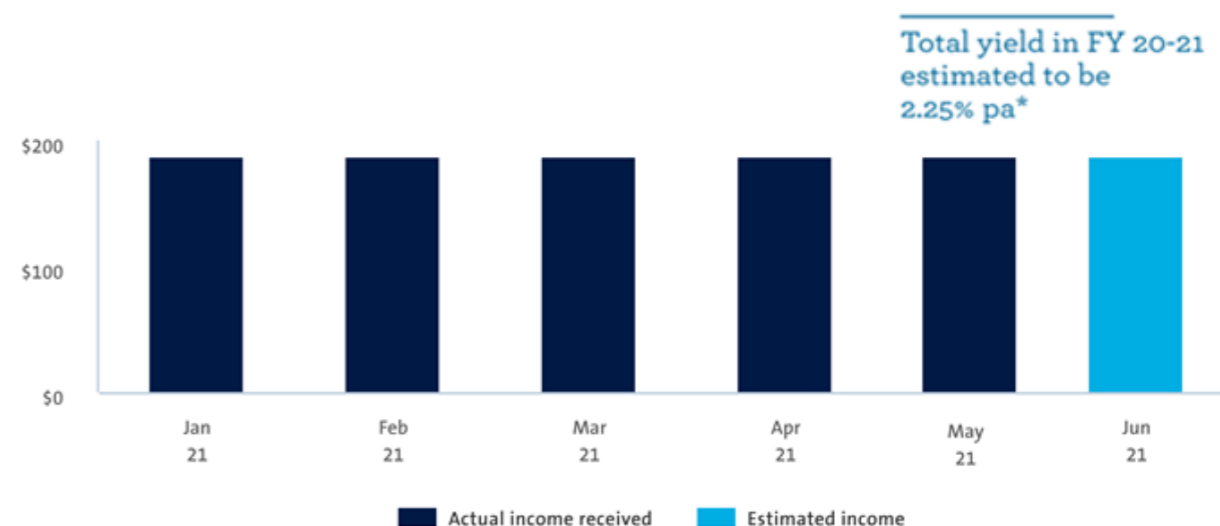
The Fund is well-positioned for attractive income, with a modest sensitivity to credit spreads. We had selectively increased our participation in longer-dated primary issuance in recent months, looking to take advantage of still attractive credit spreads and elevated credit default and liquidity premia. Current positioning has our credit exposures generating a strong level of excess yield, whilst not being overly exposed to any potential future bouts of volatility. More recently, we have been taking profit on exposures that have traded within our expectations of fair value and have added some credit derivative protection against a mild selloff. Despite this recent action, over the medium term, we continue to anticipate that credit spreads will ultimately tighten modestly in a technically driven manner, mainly due to the supply versus demand dynamic and the reach for yield.

### Looking ahead

We remain constructive on credit positioning, with excess returns likely to be derived primarily from income. Speculative default rates should peak below 6.5% and fall quickly in line with the expected economic recovery. The improvement to the commodity outlook should help stabilise the negative trajectory of pockets of the energy and mining sectors' ratings. Vaccine hopes should likely see a bottoming of credit deterioration in the first half of 2021, all of which combined seem supportive for continued sound performance from investment grade credit markets. The Reserve Bank of Australia's term funding facility has provided a sound backstop for the Australian banks as it significantly reduced the need for the banks to issue into debt markets pushing spreads down to very low levels. The impact of this will begin to fade as this program runs off in the middle of the year and expectations of a return to more normal issuance patterns return. Despite robust corporate supply, it has not been enough to offset the reduced financial issuance seeing the primary market generally well-supported although increasingly more price sensitive. The bulk of our exposures remains in high quality, shorter-dated credit exposures and we have begun to trade out of longer-dated exposures that have performed strongly.

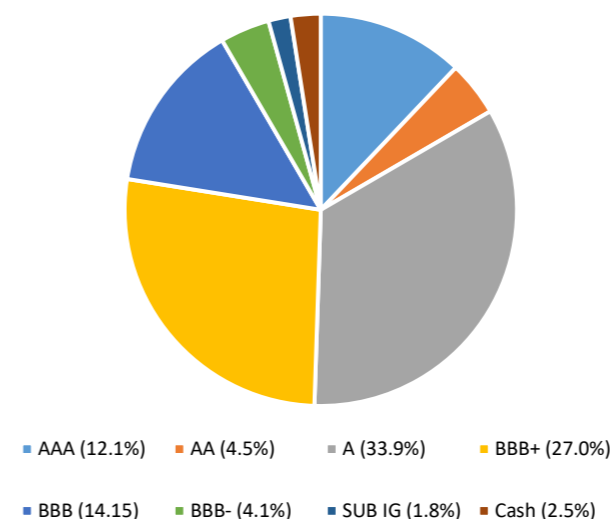
## Plan your income

A forecast monthly income amount is regularly provided, and is currently estimated to be 0.175% per month until June 2021. For illustrative purposes, the chart below represents income based on \$100K investment.

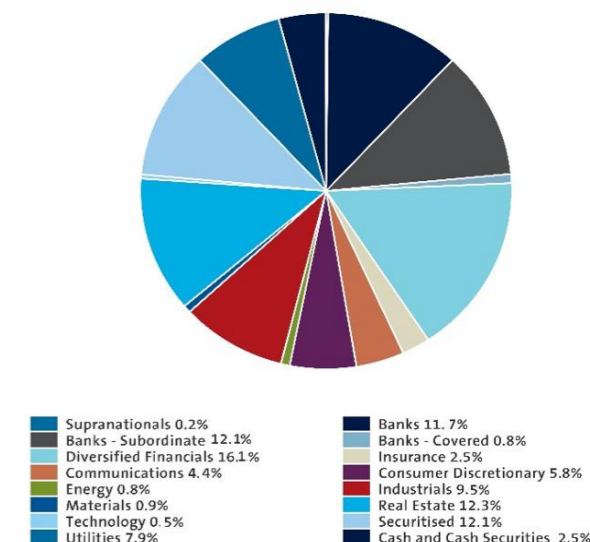


\*Effective yield is based on the unit price at the start of the period. It is important to note that the final annualised distribution yield will not be known until the end of the financial year, that the distribution yield estimate isn't guaranteed, and that it may change over the period due to market movements in the Fund unit prices. We base our estimate on assumptions set out at the end of this document, and you should be aware that if facts differ from our assumptions, the final distribution yield may differ from the estimate.

### PREDOMINANTLY INVESTED IN HIGH GRADE BONDS



### DIVERSIFICATION ACROSS STABLE INDUSTRIES



## Here's how the fund performed

	1mth %	3mth %	1yr %	3yr %	5yr %	Since Inception
Distribution	0.17	0.52	2.34	2.70	3.13	5.19
Growth	0.00	-0.04	1.76	-0.12	-0.29	0.27
<b>Total Return</b>	<b>0.17</b>	<b>0.48</b>	<b>4.10</b>	<b>2.57</b>	<b>2.84</b>	<b>5.46</b>

Past performance is not an indicator of future performance. The inception date for unit Class A is 23 June 2009. Performance is annualised for periods greater than one year. Total returns are calculated using the unit price which uses the net asset values for the relevant month end. This price may differ from the actual unit price for an investor applying for or redeeming an investment. Actual unit prices will be confirmed following any transaction by an investor. Returns quoted are before tax, after Class A fees and costs, assume all distributions are reinvested.

TOP 10 CREDIT HOLDINGS AS AT 31 MAY 2021	WEIGHT %
National Australia Bank Ltd	3.5
Australia & New Zealand Banking Group Ltd	3.4
BPCE SA	3.1
Westpac Banking Corp	2.8
Commonwealth Bank of Australia	2.8
Scentre Group	2.6
Sumitomo Mitsui Financial Group	2.4
Banco Santander SA	2.4
Bank of Montreal	2.3
Qantas Airways Ltd	2.1

Allocation to global securities (ex Australia): 3%

## FUND DETAILS

Inception date	23 June 2009
Strategy size	\$908.86 million
Distribution frequency	Monthly
APIR code	AMP0557AU
Buy/Sell spread	+/-0.20%
Suggested minimum investment timeframe	3 years
Modified Duration	0.42

### Investment objective

The AMP Capital Corporate Bond Fund aims to deliver regular monthly income, whilst seeking to provide capital stability to investors over the medium term. To provide total returns (primarily income with some capital growth) above the Fund's benchmark over a rolling 3-year basis.

## Portfolio manager



**Sonia Baillie**  
Co-Portfolio Manager

Sonia Baillie was appointed as Head of Credit in November 2016 and is responsible for leading the Credit Research and Credit Portfolio Management teams. Ms Baillie also contributes to the macro, credit macro and risk management group and is a senior member of the Fixed Income Investment Committee. Previously Ms Baillie was Head of Credit Research responsible for credit risk across the portfolios including industry allocation, stock selection and for developing the investment process. Ms Baillie joined the firm in 2010 and has also held roles as Head of Asian Fixed Income and Senior Portfolio Manager in Credit. Ms Baillie graduated from the University of New South Wales with a Bachelor of Commerce (Merit) and is a qualified Chartered Accountant, a CFA Charterholder and a member of the Australian Institute of Company Directors.



**Nathan Boon**  
Co-Portfolio Manager

Nathan Boon is Head of Credit Portfolio Management and a senior member of the Fixed Income group that formulates portfolio strategy and risk utilisation. Nathan is the lead portfolio manager for a number of investment-grade and hybrid-oriented strategies and was appointed Co-Portfolio Manager of the Corporate Bond Fund in March 2018. Having joined AMP Capital in 2004, he has extensive experience in portfolio construction, risk management, and quantitative analysis, and specialises in managing exposures to credit risk premia through the cycle. Nathan is a CFA Charterholder and also holds a Bachelor of Commerce in Actuarial Studies and a Bachelor of Applied Finance, both from Macquarie University.

## CONTACT DETAILS

For more information on the Fund including fees, product features, benefits and risks talk to your adviser or call us on 1800 658 404 or visit [ampcapital.com.au](http://ampcapital.com.au)

**Important note:** Investors should consider the Product Disclosure Statement (PDS) available from AMP Capital Investors Limited (ABN 59 001 777 591) (AFSL 232497) (AMP Capital) for the AMP Capital Corporate Bond Fund - Platform Class A (Fund) before making any decision regarding the Fund. AMP Capital Funds



Management Limited (ABN 15 159 557 721, AFSL 426 455) is the responsible entity of the Fund and the issuer of units in the Fund. The PDS contains important information about investing in the Fund and it is important investors read the PDS before making a decision about whether to acquire, continue to hold or dispose of units in the Fund. Neither AMP Capital, nor any other company in the AMP Group guarantees the repayment of capital or the performance of any product or any particular rate of return referred to in this document. Past performance is not a reliable indicator of future performance. While every care has been taken in the preparation of this document, AMP Capital makes no representation or warranty as to the accuracy or completeness of any statement in it including without limitation, any forecasts. This fact sheet has been prepared for the purpose of providing general information, without taking account of any particular investor's objectives, financial situation or needs. Investors should, before making any investment decisions, consider the appropriateness of the information in this fact sheet, and seek professional advice, having regard to their objectives, financial situation and needs. **Estimated Distribution Assumptions:** The estimate is based on the amount of income we expect to receive into the Fund over the specified estimated income period, based on the current investments held by the Fund, the level of coupons and other income expected to be earned from investments held in the Fund. If the companies whose securities we hold in the Fund do not pay the coupons on income they have forecast, or if the Fund portfolio changes materially over the period, this may impact on our estimated distribution amount.

© Copyright 2017 AMP Capital Investors Limited. All rights reserved.