

AMP CAPITAL CORPORATE BOND FUND

Monthly communication — Platform

February 2022



INSIGHTS
IDEAS
RESULTS

The Corporate Bond Fund aims to provide a more secure future for investors looking for capital stability and a regular income from their investments.

To achieve this, the Fund invests in an actively managed portfolio of corporate bonds, focusing predominately on investment-grade bonds in the Australian market.

Reliable regular income

Help meet living expenses

A lower risk income solution

Replace a salary in retirement



This month in brief

Performance

The Fund achieved a negative absolute return in February. Credit positioning detracted from performance, as credit spreads widened. Interest rate exposure was also a detractor as yield curves continued to aggressively push higher in response to inflationary concerns. At the sector level, allocations to subordinated banks, industrials and real estate were the main detractors. At the security level, an exposure to Loy Yang Power Project was the main contributor. Exposures to ABN AMRO Bank, Scentre Group Trust 2 and Svenska Handelsbanken were the main detractors. The Fund reduced credit risk over the month through A/BBB non-financial credit, as well as through implementation of credit derivative hedging, and maintained interest rate risk towards the lower end of its mandated range.

Portfolio positioning

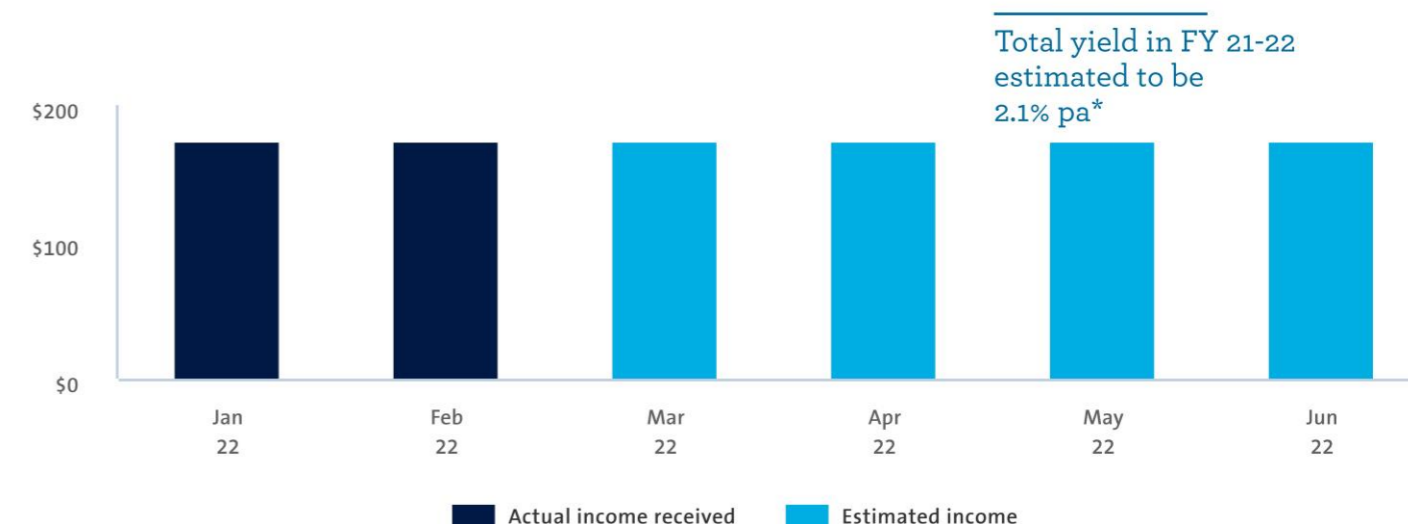
We are currently positioned to benefit from attractive income, with a modest sensitivity to credit spread movements and low exposure to interest rate changes. We continue to be selective in our participation in longer-dated primary issuance but are increasingly focused on shifting the portfolio's credit profile to more of an income orientation. Overall, the bulk of our credit exposure remains inside a five-year tenor, and with very little in the low-BBB range that may be more at risk of downgrade into high yield. With the increase of volatility in risk markets and the recent widening in spreads due to the war in Ukraine, we are monitoring spread movements closely, but at this stage consider premature to wade in. Our credit hedging strategy implemented via credit indices continues to also provide some insulation to the portfolio protecting its income profile.

Looking ahead

The global post-COVID recovery is entering a new transitional phase, with increased central bank hawkishness outlining an intention to normalise monetary policy from the current very easy policy settings, whilst remaining supportive of the ongoing recovery. The Russia and Ukraine situation provides a further source of uncertainty, with some slowing impacts anticipated on global growth but through higher supply-side inflationary reactions, though we would anticipate this only slows the pace of monetary policy normalisation, rather than derails it. Accordingly, we continue to see an uneven and bumpy adjustment phase across regions and markets, as real yields push higher and investors reassess the impact of these shifts relative to asset price valuations.

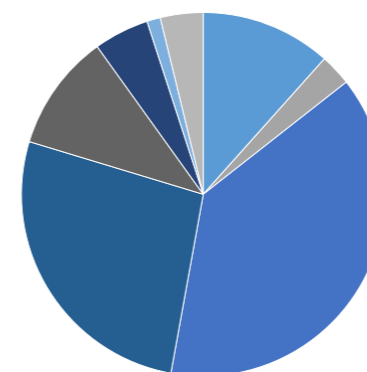
Plan your income

A forecast monthly income amount is regularly provided, and is currently estimated to be 0.175% per month until June 2022. For illustrative purposes, the chart below represents income based on \$100K investment.

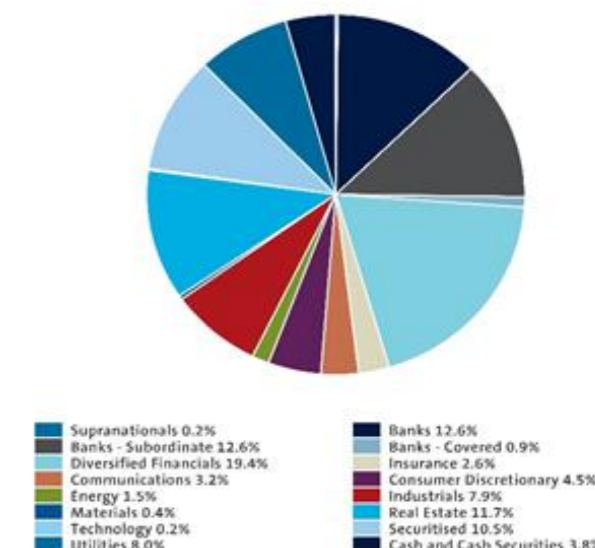


*Effective yield is based on the unit price at the start of the period. It is important to note that the final annualised distribution yield will not be known until the end of the financial year, that the distribution yield estimate isn't guaranteed, and that it may change over the period due to market movements in the Fund unit prices. We base our estimate on assumptions set out at the end of this document, and you should be aware that if facts differ from our assumptions, the final distribution yield may differ from the estimate.

PREDOMINANTLY INVESTED IN HIGH GRADE BONDS



DIVERSIFICATION ACROSS STABLE INDUSTRIES



Here's how the fund performed

	1mth %	3mth %	1yr %	3yr %	5yr %	Since Inception
Distribution	0.17	0.52	2.07	2.42	2.82	5.00
Growth	-0.60	-1.01	-2.29	-0.67	-0.74	0.08
Total Return	-0.43	-0.49	-0.22	1.75	2.08	5.07

Past performance is not an indicator of future performance. The inception date for unit Class A is 23 June 2009. Performance is annualised for periods greater than one year. Total returns are calculated using the unit price which uses the net asset values for the relevant month end. This price may differ from the actual unit price for an investor applying for or redeeming an investment. Actual unit prices will be confirmed following any transaction by an investor. Returns quoted are before tax, after Class A fees and costs, assume all distributions are reinvested.

TOP 10 CREDIT HOLDINGS AS AT 28 FEBRUARY 2022	WEIGHT %
Commonwealth Bank Australia	3.7
BPCE SA	3.3
National Australia Bank Ltd	3.1
Australia & New Zealand Banking Group Ltd	3.1
Banco Santander SA	3.1
Westpac Banking Corp	3.0
Bank of Montreal	2.6
Toronto-Dominion Bank	2.2
Sumitomo Mitsui Financial Grou	2.1
Bank of Queensland Ltd	2.0

Allocation to global securities (ex Australia): 3%

FUND DETAILS

Inception date	23 June 2009
Strategy size	\$802.16 million
Distribution frequency	Monthly
APIR code	AMP0557AU
Buy/Sell spread	+/-0.20%
Suggested minimum investment timeframe	3 years
Modified Duration	0.61

Investment objective The AMP Capital Corporate Bond Fund aims to deliver regular monthly income, whilst seeking to provide capital stability to investors over the medium term. To provide total returns (primarily income with some capital growth) above the Fund's benchmark over a rolling 3-year basis.

Portfolio manager



Sonia Baillie
Co-Portfolio Manager

Sonia Baillie was appointed as Head of Credit in November 2016 and is responsible for leading the Credit Research and Credit Portfolio Management teams. Ms Baillie also contributes to the macro, credit macro and risk management group and is a senior member of the Fixed Income Investment Committee. Previously Ms Baillie was Head of Credit Research responsible for credit risk across the portfolios including industry allocation, stock selection and for developing the investment process. Ms Baillie joined the firm in 2010 and has also held roles as Head of Asian Fixed Income and Senior Portfolio Manager in Credit. Ms Baillie graduated from the University of New South Wales with a Bachelor of Commerce (Merit) and is a qualified Chartered Accountant, a CFA Charterholder and a member of the Australian Institute of Company Directors.



Nathan Boon
Co-Portfolio Manager

Nathan Boon is Head of Credit Portfolio Management and a senior member of the Fixed Income group that formulates portfolio strategy and risk utilisation. Nathan is the lead portfolio manager for a number of investment-grade and hybrid-oriented strategies and was appointed Co-Portfolio Manager of the Corporate Bond Fund in March 2018. Having joined AMP Capital in 2004, he has extensive experience in portfolio construction, risk management, and quantitative analysis, and specialises in managing exposures to credit risk premia through the cycle. Nathan is a CFA Charterholder and also holds a Bachelor of Commerce in Actuarial Studies and a Bachelor of Applied Finance, both from Macquarie University.

CONTACT DETAILS

For more information on the Fund including fees, product features, benefits and risks talk to your adviser or call us on 1800 658 404 or visit ampcapital.com.au

Important note: Investors should consider the Product Disclosure Statement (PDS) available from AMP Capital Investors Limited (ABN 59 001 777 591) (AFSL 232497) (AMP Capital) for the AMP Capital Corporate Bond Fund - Platform Class A (Fund) before making any decision regarding the Fund. AMP Capital Funds



Management Limited (ABN 15 159 557 721, AFSL 426 455) is the responsible entity of the Fund and the issuer of units in the Fund. The PDS contains important information about investing in the Fund and it is important investors read the PDS before making a decision about whether to acquire, continue to hold or dispose of units in the Fund. A target market determination has been made in respect of the Fund and is available at www.ampcapital.com/TMD. Neither AMP Capital, nor any other company in the AMP Group guarantees the repayment of capital or the performance of any product or any particular rate of return referred to in this document. Past performance is not a reliable indicator of future performance. While every care has been taken in the preparation of this document, AMP Capital makes no representation or warranty as to the accuracy or completeness of any statement in it including without limitation, any forecasts. This fact sheet has been prepared for the purpose of providing general information, without taking account of any particular investor's objectives, financial situation or needs. Investors should, before making any investment decisions, consider the appropriateness of the information in this fact sheet, and seek professional advice, having regard to their objectives, financial situation and needs. **Estimated Distribution Assumptions:** The estimate is based on the amount of income we expect to receive into the Fund over the specified estimated income period, based on the current investments held by the Fund, the level of coupons and other income expected to be earned from investments held in the Fund. If the companies whose securities we hold in the Fund do not pay the coupons on income they have forecast, or if the Fund portfolio changes materially over the period, this may impact on our estimated distribution amount.

© Copyright 2017 AMP Capital Investors Limited. All rights reserved.