

Investment objective

Aims to achieve a long-term total return (before fees and expenses) that exceeds the MSCI All Country World ex Australia Index, in \$A hedged with net dividends reinvested (**Benchmark**).

The Fund invests indirectly in the Arrowstreet Global Equity Fund, which will not invest in 'tobacco' securities as defined by the Global Industry Classification Standard or 'controversial weapons' securities as defined by MSCI, Inc.

Key information

Fund details	
APIR code	MAQ0079AU
Inception date	6 March 1997
Underlying Fund investment manager	Arrowstreet Capital, Limited Partnership (Boston, US)
Fund size	\$1,183.1m
Distribution frequency	Semi-annually
Management fee*	1.28% pa
Minimum investment (Direct)	\$20,000
Unit prices and spreads	macquarie.com.au/unit_prices

*Read the Product Disclosure Statement for more details on fees and costs.

Fund performance to 31 January 2021

	Total Fund return (gross)	Total Fund return (net)	Benchmark return	Total excess return (net)
1 month (%)	1.92	1.81	-0.21	2.02
3 months (%)	22.25	21.88	14.96	6.92
1 year (%)	21.07	19.55	11.88	7.67
3 years (% pa)	9.99	8.60	7.13	1.47
5 years (% pa)	15.35	13.89	12.48	1.41
7 years (% pa)	13.67	12.23	10.56	1.67
Since inception (% pa)	10.17	8.85	8.27	0.58

Past performance is not a reliable indicator of future performance.

Total returns are calculated based on changes in net asset values and assumes the reinvestment of distributions.

Total net Fund returns are quoted after the deduction of fees and expenses. Due to individual circumstances, your net returns may differ from the net returns quoted above.

Prior to 5 December 2008, the benchmark was the MSCI All Country World ex-Australia unhedged.

The Fund has gained exposure to Arrowstreet's investment process since December 2006 by investing indirectly in the Arrowstreet Global Equity Fund. Prior to this, the Fund obtained exposure to global equities by investing in a fund managed by another investment manager.

Top 10 stocks

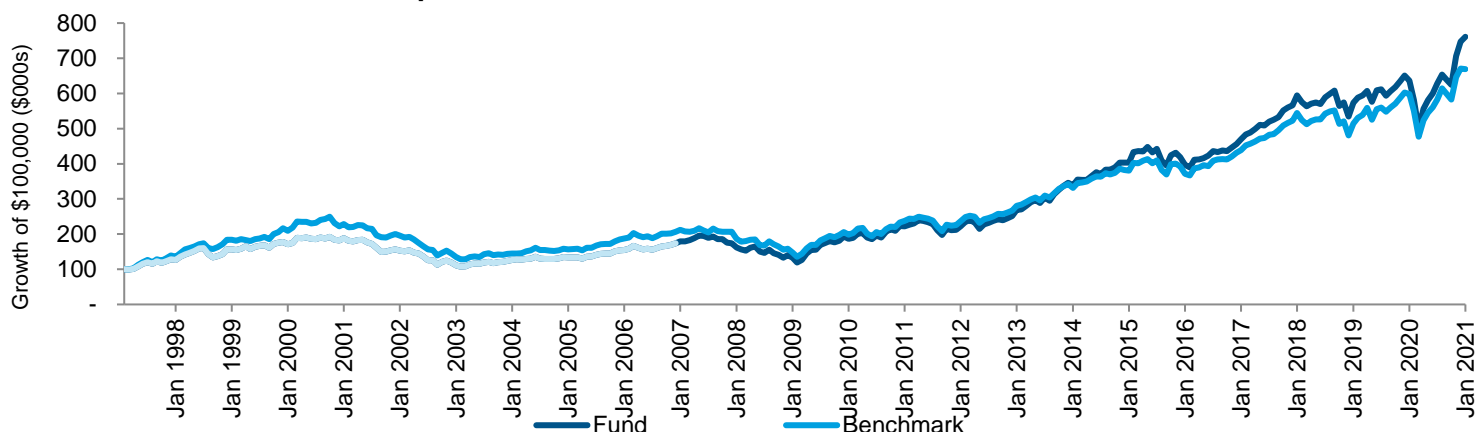
Stock	Sector	Industry	Holding (%)
Amazon.Com Inc	Consumer discretionary	Internet & Direct Marketing Retail	4.87
Johnson & Johnson	Health care	Pharmaceuticals	2.93
Nvidia Corp	Information technology	Semiconductors & Semiconductor Equipment	2.69
Alphabet Inc	Communication services	Interactive Media & Services	2.50
Samsung Electronics	Information technology	Technology Hardware Storage & Peripherals	2.32
Microsoft Corp	Information technology	Software	2.22
Advanced Micro Devices	Information technology	Semiconductors & Semiconductor Equipment	2.12
Asml Holding Nv	Information technology	Semiconductors & Semiconductor Equipment	2.03
Micron Technology Inc	Information technology	Semiconductors & Semiconductor Equipment	1.68
Apple Inc	Information technology	Technology Hardware Storage & Peripherals	1.66
Total number of stocks			593

Arrowstreet Global Equity Fund (Hedged)

Macquarie Professional Series

Monthly report – 31 January 2021

Growth of \$100,000 since inception

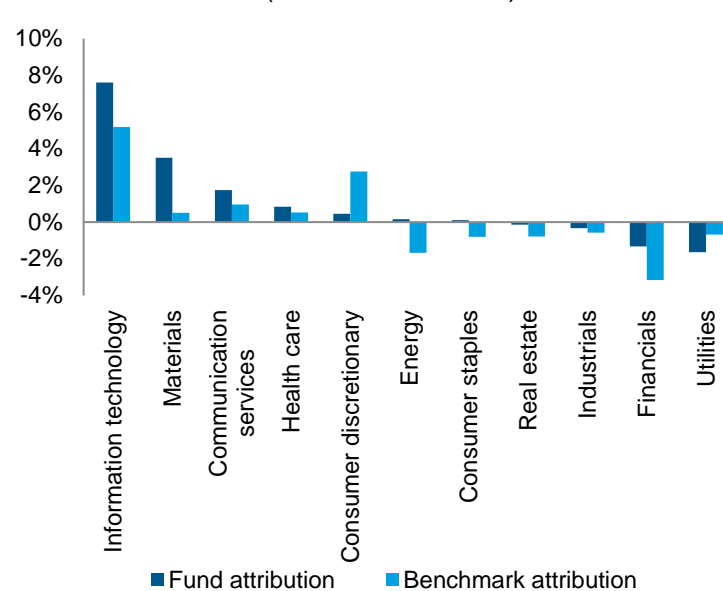


Past performance is not a reliable indicator of future performance. See footnotes to Fund performance table above for further information.

Sector weights

Sector	Fund (%)	Benchmark (%)
Information technology	34.11	22.36
Consumer discretionary	16.98	13.30
Materials	12.27	4.61
Health care	9.97	12.07
Communication services	6.59	9.48
Energy	6.13	3.07
Industrials	5.42	9.57
Financials	4.16	12.91
Consumer staples	3.11	7.15
Utilities	0.32	2.99
Real estate	0.13	2.49
Cash	0.81	0.00
Total	100	100

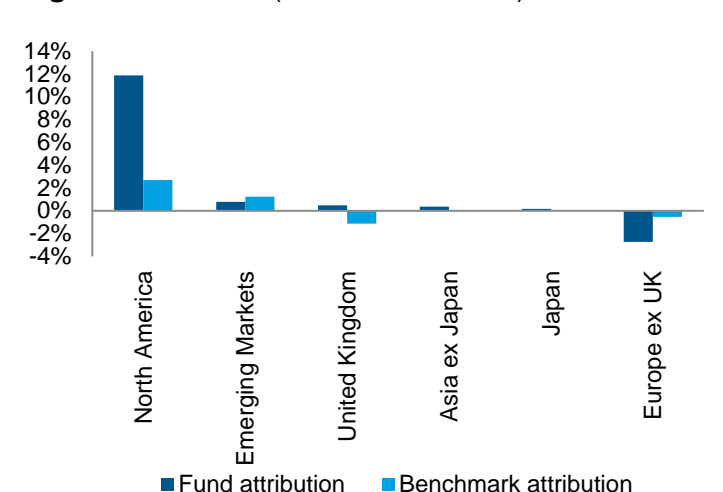
Sector attribution (12 months to date)



Region weights

Region	Fund (%)	Benchmark (%)
North America	55.75	60.91
Europe ex UK	12.95	13.12
Japan	11.34	6.87
Emerging Markets	10.84	13.06
United Kingdom	7.46	3.90
Asia ex Japan	0.85	2.14
Cash	0.81	0.00
Total	100	100

Region attribution (12 months to date)



Arrowstreet Global Equity Fund (Hedged)

Macquarie Professional Series

Monthly report – 31 January 2021

Performance summary

- The Fund returned 1.81% in January 2021, compared with a return for the Benchmark of -0.21%, with global equities recording a relatively subdued start to the year against a backdrop of economic uncertainty.
- Sector returns were mixed in January, with the Energy sector moving higher as oil prices climbed across the month, while the Consumer Staples sector lagged. Information Technology was the top relative contributor for the Fund, owing to positive selection in US IT. Financials also contributed positively to performance on a relative basis, driven by positive selection in Hong Kong Financials. There were no relative sector detractors for the month.
- Most regions were flat for the month, with the notable exceptions of the US, which moved lower, and a positive result in China. For the Fund, the largest relative contributor at a country level was the US, driven by positive selection in US IT, as mentioned, as well as positive selection in US Communication Services. Italy was also a notable relative contributor, mostly as a result of positive selection in Italian Consumer Discretionary. France was the largest relative detractor, primarily due to weak selection in French Consumer Discretionary.
- Arrowstreet employs a quantitative benchmark-aware approach, dynamically taking overweight and underweight positions in countries, sectors, and individual stocks, with the aim of achieving long-term outperformance of the Benchmark. Arrowstreet's core investment style seeks to outperform during a broad range of market environments, and its systematic quantitative approach allows Arrowstreet to react quickly through market volatility.

For more information speak to your financial adviser, call us on 1800 814 523, email mim.clientservice@macquarie.com or visit macquarie.com

Important information

Weights and attribution breakdown for sector, stocks and region relates to the underlying fund, and are sourced from Macquarie and Factset.

Macquarie Investment Management Australia Limited ABN 55 092 552 611 AFS Licence 238321 is the issuer of units in, and responsible entity of the Fund.

The information in this report is provided for general information purposes only and is not, and should not be construed as, an advertisement, an invitation, an offer, a solicitation of an offer or a recommendation to participate in any investment strategy or take any other action, including to buy or sell any product offered by any member of the Macquarie Group. The above information is not personal advice and does not take into account the investment objectives, financial situation or needs of any person. Investors should consider the offer document of the Fund in deciding whether to acquire or continue to hold units in the Fund. The offer document is available by contacting us on 1800 814 523. Past performance is not a reliable indicator of future performance.

Future results are impossible to predict. In preparing this document, reliance may have been placed, without independent verification, on the accuracy and completeness of information available from external sources. This report may also include opinions, estimates and other forward-looking statements which are, by their very nature, subject to various risks and uncertainties. Actual events or results may differ materially, positively or negatively, from those reflected or contemplated in such forward-looking statements. Forward-looking statements constitute the investment manager's judgement as at the date of preparation of this report and are subject to change without notice. To the maximum extent permitted by law, no member of the Macquarie Group nor its directors, employees or agents accept any liability for any loss arising from the use of this document, its contents or otherwise arising in connection with it.

Other than Macquarie Bank Limited (**MBL**), none of the entities noted in this document are authorised deposit-taking institutions for the purposes of the Banking Act 1959 (Commonwealth of Australia). The obligations of these entities do not represent deposits or other liabilities of MBL. MBL does not guarantee or otherwise provide assurance in respect of the obligations of these entities, unless noted otherwise.